


PARCOM PARCOM PARCOM PARCOM PARCOM PARCOM PARCOM
PARCOM PARCOM PARCOM PARCOM PARCOM PARCOM PARCOM
M PARCOM PARCOM PARCOM PARCOM
PARCOM PARCOM PARCOM PARCOM PARCOM PARCOM PA

yoyo-designs.com




EXTRICATE / EX5.01.1





EX5.01.1 BLACK



EX5.01.2 BROWN



EX5.02.1 BLACK



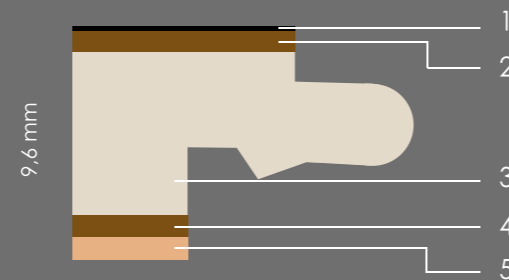
EX5.02.2 BROWN



TECHNICAL / SPECIFICATIONS

Composition

1. Hot Coating protection
2. 0,8 mm Oak Wood
3. 6,8 mm High density, moisture retardant fibre-board
4. 0,8 mm Real wood backing
5. 1,2 mm Cork underlay



Identification	Standard	Product Data
Dimensions & Thickness	EN 427 & EN 428	1235 x 200 x 9,6 mm
Classification	EN 16511	Domestic 23 / Commercial 33
Total weight	EN 430	ca. 7600 g/m ²
Impact sound reduction	EN 140	15 dB
Effect of castor chair	EN 425	Suitable
Reaction of fire	DIN 4102	C _{fl} -s1
Dimensional stability	EN 434	< 0.05%
Thermal resistance	EN 12667	ca. 0,102 m ² K/W
Residual indentation	EN 433	max. 0.05 mm / Class 33
Resistance to chemicals	EN 423	Very good resistance
Emissions value		in conformity with U-sign
Locking strenght	ISO 24334	HDF > 450 Kg/lfm - kg/m
Abrasion resistance	EN 14354	> 8000 Turns / WR4
	EN 13329	AC5
Micro scratch resistance	EN 16094	MSR-A1 / MSR-B1 / Class 33
Stain resistance	EN 438-2	Grade 5/5
Slip resistance	EN 13893	Class DS / R10



INSTALLATION / INSTRUCTIONS

Installation instructions

Take a panel and install it leaving a 1 cm space from the floor. Use wedges to maintain the correct distance from the floor. Then install the panels with 2 full stripes of Adhesive tape (3M VHB plane Retardat tape 5958RF Black or similar)

The leftover piece from the first strip is used as the first panel of the second strip. It should be at least 30 cm in length. Hold this panel at a slight angle of about 20° and then click it in place by pressing against it and rocking it slightly. The panels are clicked in place by tapping against them lightly with a hammer using a wooden block along the face side. For pipe connections, drill holes that have a diameter that is about 20 mm larger than the pipe. The capping is done afterwards using rosettes.

